


## HI-M10

# 480-505W

High Efficiency Half-Cell Mono PERC Module



Excellent low irradiance performance.



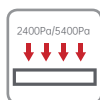
Better light trapping and current collection to improve module power output and reliability.



Industry leading lowest thermal co-efficient of power.



Optimized electrical design and lower operating current for reduced hot spot loss and better temperature coefficient.

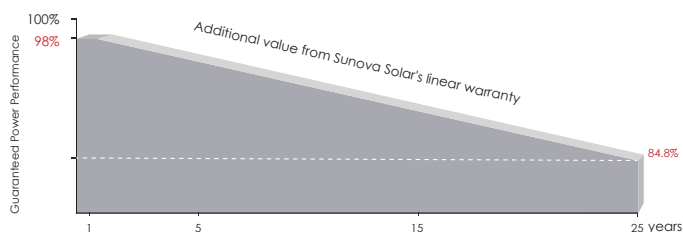


Certified to withstand: wind load (2400 Pa) and snow load (5400 Pa).



100% triple EL test enabling remarkable reduction of hidden crack rate of modules

## LINEAR PERFORMANCE WARRANTY



**15** years

Product quality & process guarantee

**25** years

Linear power guarantee

**0.55** %

Annual Degradation Over 25 years

## COMPREHENSIVE CERTIFICATES




ISO 9001: Quality Management System

ISO 14001: Environmental Management System Standard

OHSAS 18001: International Occupational Health and Safety Assessment System Standard

\* Different markets have different certification requirements. Also, the products are under rapid innovation. Please confirm the certification status with regional sales representatives.

## PERFORMANCE INSURANCE



**中国平安**

PING AN  
P & C INSURANCE CO CN SZN

## ELECTRIC CHARACTERISTICS

Model of modules	SS-480-66MDH SS-480-66MTF		SS-485-66MDH SS-485-66MTF		SS-490-66MDH SS-490-66MTF		SS-495-66MDH SS-495-66MTF		SS-500-66MDH SS-500-66MTF		SS-505-66MDH SS-505-66MTF	
	STC	NOCT	STC	NOCT	STC	NOCT	STC	NOCT	STC	NOCT	STC	NOCT
Maximum power — $P_{mp}$ (W)	480	358	485	361	490	365	495	369	500	373	505	376
Open-circuit voltage — $V_{oc}$ (V)	45.08	42.38	45.16	42.45	45.25	42.54	45.34	42.61	45.43	42.71	45.52	42.79
Short-circuit current — $I_{sc}$ (A)	13.58	10.97	13.64	11.04	13.71	11.11	13.78	11.17	13.85	11.24	13.92	11.31
Maximum power voltage — $V_{mp}$ (V)	37.14	34.54	37.21	34.61	37.27	34.66	37.34	34.72	37.41	34.79	37.48	34.86
Maximum power current — $I_{mp}$ (A)	12.93	10.37	13.04	10.44	13.15	10.54	13.26	10.63	13.37	10.73	13.48	10.79
Module efficiency — $\eta_m$ (%)	20.2%		20.4%		20.6%		20.8%		21.1%		21.3%	
Power tolerance (W)	(0,+5)											
Maximum system voltage (V)	1500											
Maximum rated fuse current (A)	25											
Current operating temperature (°C)	-40~+85°C											

**STC** (Standard Testing Conditions): Irradiance 1000W/m<sup>2</sup>, Cell Temperature 25 °C, Spectra at AM1.5

**NOCT** (Nominal Operating Cell Temperature): Irradiance 800W/m<sup>2</sup>, Ambient Temperature 20°C, Spectra at AM1.5, Wind at 1m/s

## STRUCTURAL CHARACTERISTICS

Module dimensions (L*W*H)	2094 x 1134 x 35 mm
Weight	26.3 kg
Number of cells	132 cells
Cell	PERC Monocrystalline 182x91 mm
Glass	Tempered, 3.2 mm AR, High transmittance, Low iron
Frame	Anodized aluminum alloy
Junction box	IP68
Output wire	4.0 mm <sup>2</sup> , wire length: 300 mm or Customized Length
Connector	MC4 Compatible
Mechanical load	Snow load: 5400 Pa / Wind load: 2400 Pa

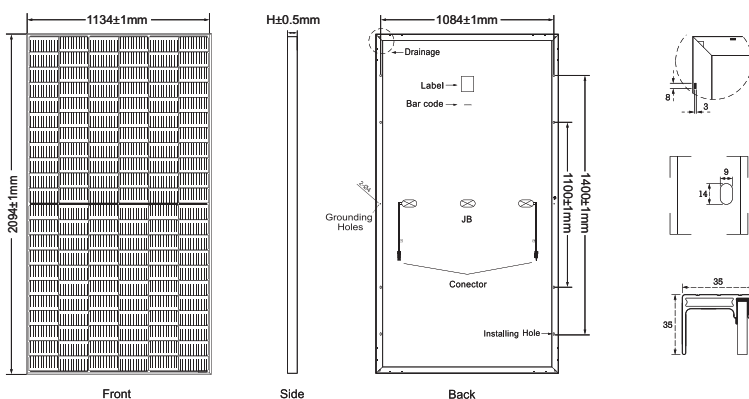
## TEMPERFORMANCE RATINGS

Temperature coefficient ( $P_{max}$ )	-0.35 %/°C
Temperature coefficient ( $V_{oc}$ )	-0.28 %/°C
Temperature coefficient ( $I_{sc}$ )	+0.045 %/°C
Nominal operating cell temperature	45±2 °C

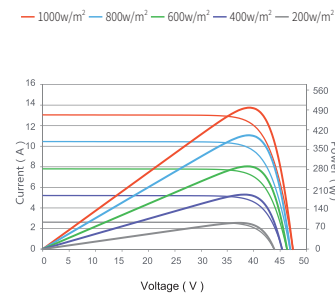
## PACKAGING CONFIGURATION

Container	40HQ
Quantity/pallet	31
Pallets/container	22
Quantity/container	682

## MODULE DIMENSIONS (MM)



Current-Voltage & Power-Voltage Curves (505W)



Temperature Dependence of  $I_{sc}$ ,  $V_{oc}$ ,  $P_{max}$

